

Cumulative Release Notes for DSQ.

Version 4.00

ICD10 Diagnosis and Procedure codes updated to V4.
HCP and PHDB extracts updated to Version 6.00
QHAPD Extracts updated for 2006-2007

Strategy for HC21 forms updated for faster printout.
HC21 form handles Bundled and 2nd Tier claims
2nd Tier is indicated by appending “D” to the item number in BC
HC21 form indicates urgency of admission

Episodes can have different admission and separation dates for overnight stay.
Overnight Stay facilities need to create a line in Settings with Parameter
“Overnight” and set the Value to “Y”. Non Overnight Stay facilities need take no
action.
The Discharge page of the Episodes form now contains dates for all in/out times.
Unless the Overnight Parameter in Settings has it’s value set to “Y” the Separation
Date will automatically reflect the Admission Date.

All Extracts post 01/07/06 will now be based on Separation Date.
As existing Episodes will not have the Separation Date field populated a utility is
provided to do this under Advanced>Edit Datasets>Update Separation Date. This
utility needs to be run once only.

Installation.

Replace ‘DSQ.mdb’ and ‘DSQ Data.mde’ and Relink, no change has been made to ‘DSQ
Episodes.mde’

Version 4.01

A strategy to handle differing DVA item codes has been implemented.
In general DVA codes appear to be based on theatre banding, although the
majority of hospitals use the same codes for each band this is not universal and
some hospitals use codes specific to that hospital only and those codes are item
dependant. To better cope with this the following changes have been made.

A hospital can specify its own codes for bands 1,2,3 & 4. Do this by adding the
following Parameters in the Settings Table:

DVABand1

DVABand2
DVABand3
DVABand4

Assign each of these parameters the code for that band.

In those cases where there is no direct mapping between Theatre Band and DVA code assign each of those Parameters the value “Blank”. This will prevent any codes being printed on the form. The appropriate codes can then be written onto the printed form. A more elegant solution is under investigation.

Installation

Replace ‘DSQ.mde’ and Relink.

Version 4.02

Added Refresh to Print Claim to force update prior to printing of form
Changed FeesRecalc to assign 2nd Tier costs to Bundled Fees.
Changed background colour of locked admission and discharge date fields to a lighter shade.
Removed errant characters from HC21 forms.
Corrected capitalisation in DVA Discharge form.
Added completion message to Update Separation Date

Installation

Replace DSQ and relink

Version 4.03

Made background of locked admission and discharge dates lighter in Episodes Form.
Added completion message to utility to update Separation Date data.
Deleted obsolete functions

Installation

Replace DSQ and Relink

Version 4.04

Added text “2nd Tier” to HC21 form for 2nd Tier claims

Installation

Replace DSQ and Relink

Version 4.05

Corrected problem with HC21 forms when no Accommodation charge and charge is Per Diem.

Installation

Replace DSQ and Relink

Version 4.06

Corrected issues with HC21 form and 2nd tier claims.

Corrected issues with prefixed MBS Items.

Corrected issue with Urgency of Admission not being reported in QHAPD extracts.

Updated Grouper interface for Grouper Version 2.3.1

Installation

Replace DSQ and Relink

Version 4.07

Fixed issue with denoted contract and 2nd Tier items such as “ACC1D”

Installation

Replaced DSQ and Relink

Version 4.08

Additional fields added to Diagnosis page of Episodes form for 'Condition Present on Admission' data required by Qld Health. A detailed explanation of how these data item is to be answered is available from Qld Health.

Fixed minor issues with HC21 form variants.

Installation

As this release adds addition fields to the Episodes table in DSQ Episodes.mde it will be necessary to import client data into the new DSQ Episodes.mde database. A utility for doing this is included in the release.

Version 4.10

Problems with HCP 0600 Extracts (Hospital to funds & PHDB)

Corrected problem when first item is not a MBS Item e.g. ACC1

Corrected problem with Theatre Time being empty with PHDB extracts, note this is now different to HCP extracts where an empty field is used to denote no applicable MBS item.

Corrected potential issue if theatre in/out times entered reversed, extracted value is now abs(time).

Two data fields written at wrong offset

Problem with HCP 0500

Record length was 618 bytes instead of 619

One data field written at wrong offset.

Tidied up minor form sizing and title issues

Notes:

There will shortly be a new version of Check-It available from Dept of Aged Care and Health for HCP 0600. It is important that anyone using this utility understands that this version will not check Hospital to Fund or PHDB extracts prior to those starting 01/07/06. These must be checked with the prior version of Check-It

Installation

Replace DSQ.mde and DSQ Data.mdb and relink.

Version 4.09

Corrected problem when an episode is added with no Medical Record Number subsequent episode additions could result in fees being updated into wrong episode

Cleaned up start-up to reduce number of iterations of the Episode form opening and closing

Installation

As this release adds addition fields to the Episodes table in DSQ Episodes.mde it will be necessary to import client data into the new DSQ Episodes.mde database. A utility for doing this is included in the release.

Version 4.11

HCP 0600 Extracts contained duplicated MBS Items and may cause runtime errors with certain data variants.

Changed GetHCP2006 to correctly detect no Services data for Episode and to read data from Services table instead of Services Subform

HC21 Back (Same Day Certificate), signature and date boxes print badly.

Changed line width from Hairline to 1pt, background to transparent.

Installation

Replace DS.mdb and Relink.

Version 4.12

The Episodes form has been updated to collect hospital provider numbers as these are required to be reported in HCP 0600 extracts when a patient is transferred to another hospital.

The DVA Discharge form now includes Prosthesis (e.g. Interocular lenses) and Other items (e.g. Handling charges).

An error in the QHAPD Header file which contained to MEM records and no SNP record has been corrected.

Installation

Replace **DSQ.mdb** and **DSQ Data.mde**. Relink DSQ.mdb

Version 4.13

This release contained a bug in the reports creation causing a runtime error.
Replaced by Version 4.14

Version 4.14

1. Corrected a problem in Version 4.13 with GetDateRange when called from reports menu causing an incorrect SQL statement to be built with a runtime error being generated.
2. QHAPD extracts updated for new file format for episodes after 30/06/07.
3. Based on the value of parameter MultiSelect (within Settings) when DSQ is called from BC the user will be given a choice of episodes to update if there is more than one incomplete episode for that patient. This only occurs when DSQ is called from the invoice page in BC.
4. The Episodes table has been expanded to include fields for TheatreFrom date and TheatreTo date and Queensland Ambulance Service Patient Identifier (QASID). The latter is required for QHAPD extracts for admissions from 01/07/07. The former two date fields have been added for future enhancements. The Episodes database now includes a table MBS_DVA, this table is not in use but has been added for a future enhancement to permit mapping of MBS Item numbers to DVA Item Number.
5. Some redundant functions and procedures have been removed and several of the functions used during data extraction have been enhanced for faster operation.

Installation.

As this release modifies DSQ Episodes then the the data from the old **DSQ Episodes.mde** file must be imported. A utility Update DSQ.mdb is provided for this purpose.

1. Backup and rename the existing **DSQ Episode.mde** to another name, **Old DSQ Episodes.mde** is recommended by not mandatory.
2. Copy the new **DSQ Episodes.mde** into the same folder as the old **DSQ Episodes.mde** along with **Update DSQ.mde**.
3. Run Update DSQ.mde by double clicking the file. Select the renamed original Episodes database as the source and the new, empty Episodes database as the destination.
4. Replace all instances of **DSQ.mdb** and **DSQ Date.mde** on the client system.
5. Relink DSQ to **DSQ Data.mde** and **DSQ Episodes.mdb**

Version 4.15

1. Updated several datatables in DSQ Data.mde to flag obsolete codes with a “03:” prefix. Added one extra code missed in previous update.
2. Added updating of Invoice File Number and Room ID to procedure run when DSQ called from Invoice page in BC.
3. Removed redundant ABS Report from Reports Menu

Installation.

As this release modifies DSQ Episodes then the data from the old **DSQ Episodes.mde** file must be imported. A utility **Update DSQ.mdb** is provided for this purpose. This release requires that as well as updating **DSQ Episodes.mde** and replacing **DSQ.mdb** that **DSQ Data.mde** also be replaced.

1. Backup and rename the existing **DSQ Episode.mde** to another name, **Old DSQ Episodes.mde** is recommended by not mandatory.
2. Copy the new **DSQ Episodes.mde** into the same folder as the old **DSQ Episodes.mde** along with **Update DSQ.mde**.
3. Run Update DSQ.mde by double clicking the file. Select the renamed original Episodes database as the source and the new, empty Episodes database as the destination.
4. Replace all instances of **DSQ.mdb** and **DSQ Date.mde** on the client system.
5. Relink DSQ to **DSQ Data.mde** and **DSQ Episodes.mdb**

Version 4.16

Changed Episodes form so changes to Episode/Admission date on Admission page also update Theatre In/Out dates for hospitals that are not Overnight Stay.

Installation.

Replace **DSQ.mdb** and Relink

Version 4.17

Corrected invalid call of CMBSGet as On Click action of Get Items in Fees page of the Episodes form.

Installation.

Replace **DSQ.mdb** and Relink.

Version 4.18a

This release is identical to 4.18 with the exception of the Funds table in DSQ Data.mde which has had the new health fund Onemedifund added.

Installation.

Replace DSQ Data.mde. Check that DSQ, under Advanced>About reports Data tables as being at version 2.06.

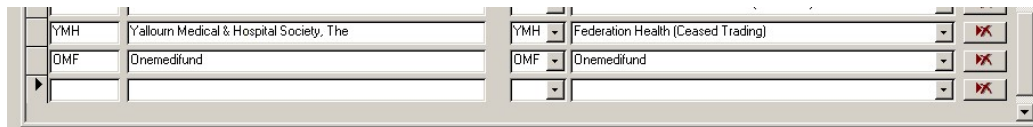
Once this is done it will be necessary to update the Local Health Funds table to include Onemedifund as follows:

Under Advanced>Edit Datasets select Local Health Funds. Scroll down to the bottom of the table to the New Record (the one with the “*” next to it:



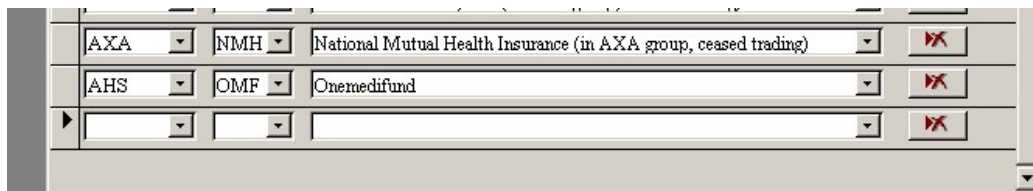
YMH	Yallourn Medical & Hospital Society, The	YMH	Federation Health (Ceased Trading)		X
*					X

Enter “OMF” as the Local Code, enter “Onemedifund as the Local Description and finally select OMF using the drop down arrow under Master Code. The record should now look like this:



YMH	Yallourn Medical & Hospital Society, The	YMH	Federation Health (Ceased Trading)		X
OMF	Onemedifund	OMF	Onemedifund		X
					X

Exit the Local Health Funds table and under Advanced>Edit Datasets select Grouped Health Funds and again scroll to the bottom to the New Record. Add a new entry by selecting AHS as the Service and OMF as the fund using the drop down arrows next to the fields.



AXA	NMH	National Mutual Health Insurance (in AXA group, ceased trading)		X
AHS	OMF	Onemedifund		X
				X

Close the Grouped Health Fund’s window and that’s it.

Version 4.19

This release adds additional functionality to the DVA discharge form, specifically for Tier 1 hospitals. These hospitals provide treatment for DVA patients under contracts with the DVA. They need to use specific DVA codes on the DVA Discharge form. As this is a fairly complex situation the entire way in which DS handles this is described:

- By default the DVA discharge form prints a DVA code as the Item Number in the accommodation section of the form. These numbers are hard coded and are selected based on the Same Day Band.
- The hospital can elect to use an alternate set of codes mapped to the same day band by adding entries into the Settings table as follows:

Parameter	Value
DVABand1	Alphanumeric code or "BLANK" to print nothing
DVABand2	Alphanumeric code or "BLANK" to print nothing
DVABand3	Alphanumeric code or "BLANK" to print nothing
DVABand4	Alphanumeric code or "BLANK" to print nothing

If a DVABandX is not specified then the default is printed

- A MBS Item can also be mapped to a DVA specific code via a table. The table is edited via the menu path Advanced>Edit Datasets> MBS to DVA Items. Note that no intelligence is applied to the alphanumeric codes, anything can be mapped to anything although care must be taken as explained later.
 - When a match is found between the item number and a DVA code the DVA code is used as the Item Number in the Accommodation section of the form. **Also if the item has a Service Type of Contract/Bundled then the fee attached to the item is printed as the Total Claimed. No charge will appear next to the item number in the Theatre section of the form.**
 - Additional charges for items not part of the contract can appear under Prosthesis. These items must be flagged as Service Type Prosthesis.
 - It is important to note that valid MBS item numbers must still be used. Without them HCP extracts will be incorrect and possibly rejected. So one correct way to setup a Tier 1 hospital would be to create an item number such as 30293C in BC. DS will interpret the "C" suffix as denoting a Contract/Bundled Service Type. Then in DS create an entry in the MBS to DVA Item table mapping "30293C" to the correct DVA code. It is also important that the main bundled item appear first in the BC Invoice if more than one line item is being charged.
 - If a charge is also being made for a prosthesis or handling charge these must be setup in the MBS Items table in DS so that DS knows these charges are for prosthesis. This table is edited via the menu path Advanced>Edit Datasets>MBS Items.

Installation

Replace DSQ and Relink

Version 5.00

The release covers the updates for 01/07/08.

HCP Extracts are now HCP1, QHAPD extracts are updated.

ICD10 codes are updated to V6

An additional Service Type 'Miscellaneous' has been added for items that do not have MBS Item Numbers but for which funds still pay benefits. These items will be exported in the appropriate part of the HCP Extracts.

Installation

As this update requires a change to the DSQ Episodes.mde tables it will be necessary to update the tables using the Updater V2.00 included with this release.

Version 5.01

Features

This release adds support for the 3M Core Grouping Software Version 1.1
This version of the Grouper is required to group ICD10-AM-V6 diagnosis and procedure codes.

Installation Procedure

From versions prior to 5.00

Carry out an update as detailed for version 5.00

From version 5.00

Replace DSQ.mde and Relink. Refer to the Separate document "3M Core Grouper 1_1 DS Notes.doc" for instruction on installing / updating the Grouper software and configure it and Day Surgery.

Modified File List

File Name	Version	Modified from last release
DSQ.mde	5.01	Yes
DSQ Data.mde	3.00	No
DSQ Episodes.mde	2.00	No
DSQ Updater.mde		No / Not needed

Test Instructions

Test with data files in both "product" and other (e.g. d:\HospData\) folders.

Area of product affected.

3M Grouper Interface

Reference

3M Core Grouper 1_1 DS Notes.doc

Version 5.02

Features

1. This release corrects an error in versions 5.00 and 5.01. When exporting records to QHAPD with date ranges between 01/07/07 and 30/06/08 they would be exported into the 08-09 format
2. The Condition Present on Admission data is now included in the QHAPD extract for extracts in the 2008-2009 format.

Installation Procedure

From versions prior to 5.00

Carry out an update as detailed for version 5.00 using the updater supplied with this release. The updater supplied with version 5.00 will not copy the Grouped Health Funds data table into the new Episodes database

From version 5.00

Replace DSQ.mde and Relink.

Modified File List

File Name	Version	Modified from last release
DSQ.mde	5.02	Yes
DSQ Data.mde	3.00	No
DSQ Episodes.mde	2.00	No
DSQ Updater.mde		Yes with conditional use

Test Instructions

Check that episodes on both sides of the transition date are exported in the correct format.

Area of product affected.

QHAPD Extracts

Reference

QHAPD extract format for 07/08 and 08/09

Version 5.03

Features

1. This release changes the way the Unique ID is derived for HCP extracts to reduce the risk of duplicate numbers if a database corruption were to occur.
2. Support is added for the 3M Core Grouping Software V1.3 with support for AR-DRG V6.0.

Installation Procedure

From versions prior to 5.00

Carry out an update as detailed for version 5.00 using the updater supplied with this release. The updater supplied with version 5.00 will not copy the Grouped Health Funds data table into the new Episodes database

From version 5.00, 5.01, 5.02

Replace DSQ.mde, DSQ Data.mde and Relink.

Modified File List

File Name	Version	Modified from last release
DSQ.mde	5.03	Yes
DSQ Data.mde	3.01	Yes
DSQ Episodes.mde	2.00	No
DSQ Updater.mde		No

Test Instructions

Check that episodes on both side of the transition date are exported in the correct format.

Area of product affected.

HCP Extracts, 3M Grouper Interface

Reference

QHAPD extract format for 07/08 and 08/09

Version 5.04

Features

1. This release updates exports for QHAPDC for 2009-2010.

Installation Procedure

From versions prior to 5.00

Carry out an update as detailed for version 5.00 using the updater supplied with this release. The updater supplied with version 5.00 will not copy the Grouped Health Funds data table into the new Episodes database

From version 5.00, 5.01, 5.02

Replace DSQ.mde, DSQ Data.mde and Relink.

From version 5.03

Replace DSQ.mde and Relink

Modified File List

File Name	Version	Modified from last release
DSQ.mde	5.04	Yes
DSQ Data.mde	3.01	No
DSQ Episodes.mde	2.00	No
DSQ Updater.mde		No

Test Instructions

Check that episodes on both side of the transition date are exported in the correct format.

Area of product affected.

Qld Health Extracts

Reference

QHAPD extract format for 2009/10

Version 5.05

Features

1. This release corrects a problem with the Cancer Notification form displaying "#NAME" instead of the Street Address and State when DSQ is run under Access 2007

Installation Procedure

From versions prior to 5.00

Carry out an update as detailed for version 5.00 using the updater supplied with this release. The updater supplied with version 5.00 will not copy the Grouped Health Funds data table into the new Episodes database

From version 5.00, 5.01, 5.02, 5.03, 5.04

Replace DSQ.mde, DSQ Data.mde and Relink.

From version 5.03

Replace DSQ.mde and Relink

Modified File List

File Name	Version	Modified from last release
DSQ.mdb	5.05	Yes
DSQ Data.mde	3.01	No
DSQ Episodes.mde	2.00	No
DSQ Updater.mde		No

Test Instructions

Check that all fields in the Cancer Notification Form display valid data when running DSQ under Access 2007.

Area of product affected.

Cancer Notification Form

Reference

None.

Version 6.01

Features

1. Corrects a problem with ADA and other Misc codes in HCP extracts and on HC21 form.
2. Adds a validation rule to Fund Membership Number to limit length to 15 characters
3. Changes Invalid Morbidity Code error message to read "Version 7"

Installation Procedure

Replace DSQ.mde, DSQ Data.mde and Relink.

Modified File List

File Name	Version	Modified from last release
DSQ.mdb	6.01	Yes
DSQ Data.mde	4.00	No
DSQ Episodes.mde	3.00	No
DSQ Updater.mde		N/A

Test Instructions

Area of product affected.

Data input to Episodes form.

HCP based extracts.

Reference

None.

Version 6.02

Features

1. New fund code for The Doctors' Health Fund Limited added to the master fund table in DSQ Data.mde and Local and Grouped health funds in DSQ Episodes.mde.
2. Updated Grouper interface for version 2010.3

Installation Procedure

Replace DSQ Data.mde and DSQ.mdb

Open DSQ and :

Add DHF to Local Health Funds

Add DHF to Grouped Health Funds as a member of AHS

Modified File List

File Name	Version	Modified from last release
DSQ.mdb	6.01	Yes
DSQ Data.mde	4.00	Yes
DSQ Episodes.mde	3.00	Yes
DSQ Updater.mde		N/A

Test Instructions

Area of product affected.

HC21 forms and HCP extracts.

Reference

Note there is no functional change in DSQ with this release.

DSQ Episodes does not need to be updated as the new code for The Doctors Health Fund Limited can be added into the existing table of Local Health Funds and Grouped Health Funds by the user once DSQ Data.mde has been replaced.

Version 6.04

Features

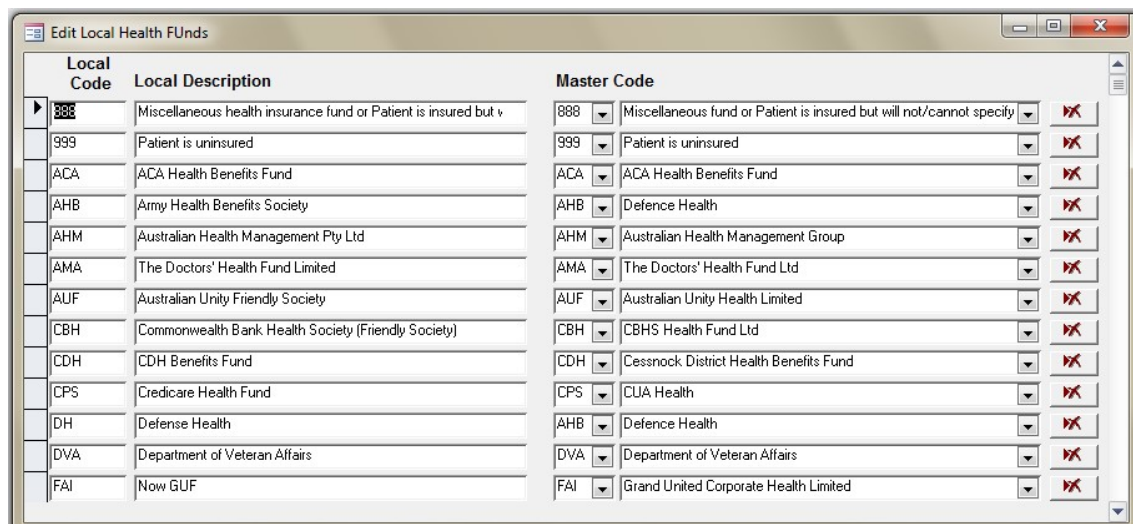
This release addresses the following issue:

The PHIC in circular PHI 62/11 have mandated that episodes for the following health funds are reported with fund code "BPU" from 1st October 2011 :

- Hospital Benefits Association Ltd (HBA)
- Mutual Community Ltd (MCL)
- MBF Australia (MBF)
- MBF Alliances Pty Ltd (SGI)

Installation Procedure

1. Replace the existing DSQ Data.mde file with the newest version.
This version has a new fund in it with code "BUP" and description "Bupa Australia".
This can be done at any time prior to 1st October 2011.
2. Edit the Local Health Fund table as follows after close of business on 30th September 2011 and before opening for business :
 - a. Open the Local Health Fund table through Advanced > Edit Datasets > Local Health Funds.
 - b. You should now see a screen similar to the following:



Local Code	Local Description	Master Code	
888	Miscellaneous health insurance fund or Patient is insured but v	888	Miscellaneous fund or Patient is insured but will not/cannot specify
999	Patient is uninsured	999	Patient is uninsured
ACA	ACA Health Benefits Fund	ACA	ACA Health Benefits Fund
AHB	Army Health Benefits Society	AHB	Defence Health
AHM	Australian Health Management Pty Ltd	AHM	Australian Health Management Group
AMA	The Doctors' Health Fund Limited	AMA	The Doctors' Health Fund Ltd
AUF	Australian Unity Friendly Society	AUF	Australian Unity Health Limited
CBH	Commonwealth Bank Health Society (Friendly Society)	CBH	CBHS Health Fund Ltd
CDH	CDH Benefits Fund	CDH	Cessnock District Health Benefits Fund
CPS	Credicare Health Fund	CPS	CUA Health
DH	Defense Health	AHB	Defence Health
DVA	Department of Veteran Affairs	DVA	Department of Veteran Affairs
FAI	Now GUF	FAI	Grand United Corporate Health Limited

- c. Scroll down the table to find the entry for Hospital Benefits Association under Local Code and/or Local Description.
- d. The entry for HBA is highlighted below:

Edit Local Health FUNds			
Local Code	Local Description	Master Code	
CBH	Commonwealth Bank Health Society (Friendly Society)	CBH	CBHS Health Fund Ltd
CDH	CDH Benefits Fund	CDH	Cessnock District Health Benefits Fund
CPS	Credicare Health Fund	CPS	CUA Health
DH	Defense Health	AHB	Defence Health
DVA	Department of Veteran Affairs	DVA	Department of Veteran Affairs
FAI	Now GUF	FAI	Grand United Corporate Health Limited
GEH	Now AHM	GEH	
GMF	Goldfields Medical Fund (Inc)	GMF	Goldfields Medical Fund (Ceased Trading)
GMH	Geelong Medical & Hospital Benefits Association Ltd	GMH	Geelong Medical & Hospital Benefits Association Ltd
GUF	Grand United Friendly Society	GUF	Grand United Friendly Society (Ceased Trading)
HBA	Hospital Benefits Association Ltd	HBA	BUPA Australia Health Pty Ltd - Discontinued 01/10/11
HBF	Hospital Benefits Fund of Western Australia (Inc), The	HBF	HBF Health Funds Inc - Discontinued 01/10/11
HCF	Hospitals Contribution Fund of Australia Ltd, The	HCF	Hospitals Contribution Fund of Australia Ltd, The

- e. Select the “BUP” Master Code clicking the dropdown arrow as shown below:

CBH	Commonwealth Bank Health Society (Friendly Society)	CBH	CBHS Health Fund Ltd	
CDH	CDH Benefits Fund	CDH	Cessnock District Health Benefits Fund	
CPS	Credicare Health Fund	CPS	CUA Health	
DH	Defense Health	AHB	Defence Health	
DVA	Department of Veteran Affairs	DVA	Department of Veteran Affairs	
FAI	Now GUF	FAI	Grand United Corporate Health Limited	
GEH	Now AHM	GEH		
GMF	Goldfields Medical Fund (Inc)	GMF	Goldfields Medical Fund (Ceased Trading)	
GMH	Geelong Medical & Hospital Benefits Association Ltd	GMH	Geelong Medical & Hospital Benefits Association Ltd	
GUF	Grand United Friendly Society	GUF	Grand United Friendly Society (Ceased Trading)	
HBA	Hospital Benefits Association Ltd	HBA	BUPA Australia Health Pty Ltd - Discontinued 01/10/11	
HBF	Hospital Benefits Fund of Western Australia (Inc), The	HBF	HBF Health Funds Inc - Discontinued 01/10/11	
HCF	Hospitals Contribution Fund of Australia Ltd, The	HCF	Hospitals Contribution Fund of Australia Ltd, The	

- f. The entry should now appear as follows:

HBA	Hospital Benefits Association Ltd	BUP	Bupa Australia
-----	-----------------------------------	-----	----------------

g. Repeat for the remaining 3 health funds listed above.

3. After completing the above changes check that when each of the above health funds are selected in the Claims tab of the episode record that the Master Fund Code is displayed as BUP as shown below:

Demographics Admission Discharge **Claim** Fees Diagnoses Ext Causes Process

Master Fund Code

Local Fund HBA Hospital Benefits Association Ltd BUP

Product code

Membership #

Fund cover

Member relationship

Member first name

Member surname

Member address

Member suburb

Member home phone

Member work phone

Note that only new episodes will be affected. It is for this reason that the changes must be scheduled after 30th September 2011 and before opening on or after 1st October 2011.

Modified File List

File Name	Version	Modified from last release
DSQ.mdb	6.04	No
DSQ Data.mde	4.03	Yes
DSQ Episodes.mde	3.03	Yes
DSQ Updater.mde		N/A

Test Instructions

Area of product affected.

HCP extracts.

Reference

HIC Circular PHI 62/11

Version 7.00

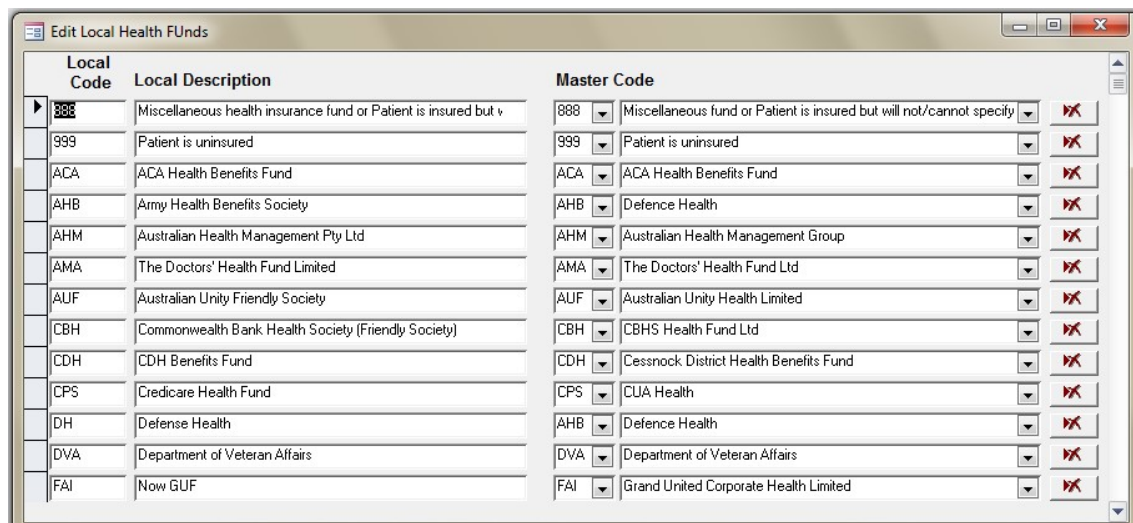
Features

This release addresses the following features:

- The 3M Grouper interface has been updated to work with Version 2012.2 of the 3M Software.
- HCP based extracts will be in HCP 09.00 for extracts from 1st November 2012
- A new health fund (HEA) has been added to the Master Fund table and the status of several funds update. Also Central West Health Cover has been added to the Master Fund table under their new code of CWH

Installation Procedure

1. Replace the existing DSQ Data.mde and DSQ.mdb files and relink.
2. Edit the Local Health Fund table as follows. :
 - a. Open the Local Health Fund table through Advanced > Edit Datasets > Local Health Funds.
 - b. You should now see a screen similar to the following:



Local Code	Local Description	Master Code	
888	Miscellaneous health insurance fund or Patient is insured but v	888	Miscellaneous fund or Patient is insured but will not/cannot specify
999	Patient is uninsured	999	Patient is uninsured
ACA	ACA Health Benefits Fund	ACA	ACA Health Benefits Fund
AHB	Army Health Benefits Society	AHB	Defence Health
AHM	Australian Health Management Pty Ltd	AHM	Australian Health Management Group
AMA	The Doctors' Health Fund Limited	AMA	The Doctors' Health Fund Ltd
AUF	Australian Unity Friendly Society	AUF	Australian Unity Health Limited
CBH	Commonwealth Bank Health Society (Friendly Society)	CBH	CBHS Health Fund Ltd
CDH	CDH Benefits Fund	CDH	Cessnock District Health Benefits Fund
CPS	Credicare Health Fund	CPS	CUA Health
DH	Defense Health	AHB	Defence Health
DVA	Department of Veteran Affairs	DVA	Department of Veteran Affairs
FAI	Now GUF	FAI	Grand United Corporate Health Limited

- c. Scroll down to the bottom of the table to the new record.



- d. From the dropdown in that record select HBA



- e. Copy and paste the description into the Local Description Field and enter HBA as the local code.



- f. Close the Edit Local Health Funds form, open an Episode and check that fund HBA can be selected from the dropdown list of funds.

Modified File List

File Name	Version	Modified from last release
DSQ.mdb	7.00	Yes
DSQ Data.mde	5.00	Yes
DSQ Episodes.mde	3.04	Yes, new installs only
DSQ Updater.mde		N/A

Test Instructions

Area of product affected.

HCP extracts.
3M Grouper Interface

Reference

Installing 3M Grouper Version 2012.doc

Version 7.01

Features

This release addresses the following bug:

- Group HCP Extracts will be in the HCP 09.00 format from 01-07-12 instead of from 01-1-12

Installation Procedure

1. Replace the existing DSQ.mdb file and relink.

Modified File List

File Name	Version	Modified from last release
DSQ.mdb	7.01	Yes
DSQ Data.mde	5.00	No
DSQ Episodes.mde	3.04	No
DSQ Updater.mde		N/A

Test Instructions

Area of product affected.

HCP extracts.

Version 7.02

Features.

This release addresses the following issue:

- Neonate Weight and Mechanical Ventilation Hours are forced to be valid value for HCP extracts during extracting.
- The default file name for PHDB exports is changed to the suggested format

Installation Procedure

Replace the existing DSQ.mdb file and relink.

Modified File List

File Name	Version	Modified from last release
DSQ.mdb	7.02	Yes
DSQ Data.mde	5.00	No
DSQ Episodes.mde	3.04	No
DSQ Updater.mde		N/A

Test Instructions

Area of product affected.

HCP extracts and PHDB extract file naming.

Version 8.00

Features.

This release updates DSQ as follows:

- ICD-10-AM tables updated to version 8
- 3M Grouper interface updated to support version 2012.3 and DRG Version 7 grouping along with latest version of ICD-10-AM
- HCP based extracts updates to report new version of ICD-10-AM
- DVA Discharge form LH margin increased to 20mm
- QHAPD extract updated to 2013 format
- Minor tidy up of size of Dx dropdowns in Diagnosis page of the Episodes form to avoid last character being obscured.

Installation Procedure

Replace DSQ.mdb and DSQ Data.mde and relink.

Modified File List

File Name	Version	Modified from last release
DSQ.mdb	8.00	Yes
DSQ Data.mde	6.00	Yes
DSQ Episodes.mde	3.05	Yes, new installs only.
DSQ Updater.mde		N/A

Test Instructions

Area of product affected.

HCP and PHDB extract.

Version 9.00

Features.

This release updates DSQ as follows:

- Minor corrections to HC21 forms
- 3M Grouper interface for 2012.3 improved to correctly report errors
- Extract code stability improved
- *Completed* sanity checks enhanced

Installation Procedure

Replace DSQ.mdb, DSQ Data.mde and relink.

Modified File List

File Name	Version	Modified from last release
DSQ.mdb	9.00	Yes
DSQ Data.mde	6.01	Yes
DSQ Episodes.mde	3.05	No
DSQ Updater.mde		N/A

Version 9.01

Features.

This release updates DSQ as follows:

1. Enables correct reporting of Same Day Status in HCP Extracts for episodes where the patient was discharged on a date after the date of admission.

Installation Procedure

Replace DSQ.mdb, DSQ Data.mde and relink.

Notes.

1. By default with this release DS will report a value of "2" for any episodes where the patient has stayed overnight. If overnight stays are happening for episodes where the procedure would normally be performed on the same day but hasn't then the value can be changed to "0" by adding an entry into the Settings Table.

To do this the parameter is "defSDS" and the value should be "0". It can also be set to "0", "1" or "2" however only "0" and "2" are valid values for overnight stay episodes for the Same Day Status field in the HCP extracts.

Modified File List

File Name	Version	Modified from last release
DSQ.mdb	9.00	Yes
DSQ Data.mde	6.02	Yes
DSQ Episodes.mde	3.05	No
DSQ Updater.mde		N/A

Version 10.00

Features.

This release updates DSQ as follows:

1. Updates ICD10-AM to version 9. This seems a significant update that may impact our hospitals coding practices.
2. Very minor update to QHAPD extracts, nothing more than a name change as we have elected not to export the affected fields and the file format is not changed
3. Update to HCP based extracts to reflect change in ICD10-AM version from 1st July 2015
4. Update / enhancement to 3M Grouper interface to work with version 2014.3.3 and later which should be available for beta testing 1st week of July.
5. Inclusion of a database sanity check when exiting DSQ with the “smiley face” icon.
6. Indication of which module has thrown a runtime error if one does occur. The module name appears in the Messagebox title.

Installation Procedure

Replace DSQ.mdb, DSQ Data.mde and relink.

Notes.

1. As the update to ICD10-AM appears significant I would recommend sites install this update on 1st July 2015.

Modified File List

File Name	Version	Modified from last release
DSQ.mdb	10.00	Yes
DSQ Data.mde	7.00	Yes
DSQ Episodes.mde	3.05	No
DSQ Updater.mde		N/A

Version 10.01

Features.

This release updates DSQ as follows:

1. Removes DRG data from PHDB extracts.
2. QHAPD Extracts no longer use a temporary table within DSQ.mdb. Two advantages arise from this:
 - a. The DSQ.mdb file can be made Read Only with no impact on the user.
 - b. The DSQ.mdb file will not grow in size every time a QHAPD extract is run
3. A warning has been added to the QHAPD extract in the unlikely event that the number of morbidity records exceeds 99,999.

Installation Procedure

Replace DSQ.mdb and relink.

Modified File List

File Name	Version	Modified from last release
DSQ.mdb	10.001	Yes
DSQ Data.mde	7.00	No
DSQ Episodes.mde	3.05	No
DSQ Updater.mde		N/A

Version 11.00

Features.

This release updates DSQ as follows:

1. HCP file naming changed to suit uploading to portal.
2. Size of the MRN field changed to 20 chars to match BC.
3. All doctors name fields increased to 74 chars.
4. A bug in procedure CopyDemog fixed that would throw an error if names contained an apostrophe.

Installation Procedure

1. Make backups of **everything**.
2. Transfer data in the existing DSQ Episodes.mde file to the new version.
 - i. Rename the existing DSQ Episodes.mde file to Old DSQ Episodes.mde
 - ii. Copy the DSQ Updater.mdb file to the system.
 - iii. Run the Updater..
3. Copy the new DSQ.mdb and DSQ Data.mde files to the system replacing the previous versions.
4. Relink and check all data is still present. Give some attention to data in the Settings of DSQ.

Modified File List

File Name	Version	Modified from last release
DSQ.mdb	11.00	Yes
DSQ Data.mde	7.01	Yes
DSQ Episodes.mde	4.00	Yes
DSQ Updater.mdb	9.00	Yes

Version 11.01

Features.

This release updates DSQ as follows:

1. New health fund CBHS Corporate Health Pty Ltd with code “CBC” added to fund table in DS Data.
2. Corresponding entry added into Local Funds in Episodes.
3. Fund code CBC added to list of Group Funds under AHS

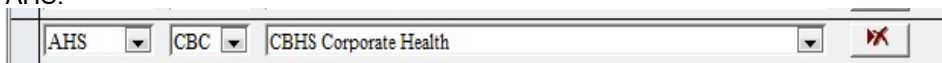
Note: 2. and 3. Only relevant for new installs.

Installation Procedure

1. Make backups of **everything**.
2. Replace DSQ Data.mde with version 7.02.
3. Open DSQ.
4. Under Advanced>Edit Datasets>Local Health Funds add a new entry for CBC.



5. Under Advanced>Edit Datasets>Grouped Health Funds add CBC as a member of AHS.



Modified File List

File Name	Version	Modified from last release
DSQ.mdb	11.01	No
DSQ Data.mde	7.02	Yes
DSQ Episodes.mde	4.00	Yes, only applicable to new installs
DSQ Updater.mdb	9.00	No, NA

Version 11.02

Features.

This release updates DSQ as follows:

1. Changes have been made to the UI of the Admission and Discharge tabs of the Episode form to correct random behaviour and reduce unnecessary repetition for the hospitals who do not have overnight episodes.
2. For those hospitals that are Overnight then changing the episode/admission date will trigger a dialog asking the user if they wish to move all other dates e.g. Theatre, by the same number of days.

Installation Procedure from 11.01

1. Make backups of **everything**.
2. Replace DSQ.mdb with version 11.02.
3. Open DSQ. And Relink the DSQ Episodes and DSQ Data databases via Advanced>Relink.
4. Under Advanced>Settings check the value of Parameter "Overnight" is set to "Y" or "N" as appropriate for the hospital.

Modified File List

File Name	Version	Modified from last release
DSQ.mdb	11.02	Yes
DSQ Data.mde	7.02	No
DSQ Episodes.mde	4.00	No
DSQ Updater.mdb	9.00	No, NA

Version 11.03

This updates DSQ as follows:

1. Adds the new Health Funds ESH and NMW to the list of health funds

Installation.

From Version 15.02

1. Make backups of **everything**.
2. Replace DS Data.mde with the new version (7.03).
3. Start DSQ and from Advanced>Edit Datasets>Local Health Funds add new entries for the two new health funds:

Local Code	Local Description	Master Code
ESH	Emergency Services Health	ESH Emergency Services Health

Local Code	Local Description	Master Code
NMW	Nurses & Midwives Health	NMW Nurses & Midwives Health

4. Add the two new health funds into the Grouped Health Funds from Advanced>Edit Datasets>Grouped Health Funds as members of AHS:

AHS	ESH	Emergency Services Health
AHS	NMW	Nurses & Midwives Health

Modified File List

File Name	Version	Modified from last release
DSQ.mdb	11.03	No
DSQ Data.mde	7.03	Yes
DSQ Episodes.mde	4.01	Yes, only for new installs.

Version 12.00

This updates DSQ as follows:

1. Adds the new Health Fund myOwn to the list of health funds

Installation.

1. Make backups of **everything**.
2. Replace DSQ Data.mde with the new version (8.00).
3. Replace DSQ.mde with the new version (12.00).
4. Open DSQ and relink Episodes and Data as needed
5. Start DSQ and from Advanced>Edit Datasets>Local Health Funds add a new entry for the new health fund.

Local Code	Local Description	Master Code	Fund code for PRS/2 exports
MYO	myOwn	MYO myOwn	MYO

6. Add the two new health funds into the Grouped Health Funds from Advanced>Edit Datasets>Grouped Health Funds as members of AHS:

Service	Fund	Delete
AHS LHM	Peoplecare Health Insurance	
AHS MIM	Queensland Country Health (Obsolete)	
AHS MYO	myOwn	
AHS NHB	Navy Health Ltd	
AHS NIB	NIB Health Funds Ltd	
AHS NMM	Nurses & Midwives Health	

Modified File List

File Name	Version	Modified from last release
DSQ.mdb	12.00	Yes
DSQ Data.mde	7.03	Yes
DSQ Episodes.mde	4.02	Yes, only for new installs.

Version 12.01

This updates DSQ as follows:

1. Redefines third gender option as “Other”
2. Adds option Residential Psychiatric Facility” for transfers and referrals.
3. Updates table of Queensland Hospitals used for transfers.

Installation.

1. Make backups of **everything**.
2. Replace DSQ Data.mde with the new version (8.010).
3. Replace DSQ.mde with the new version (12.01).
4. Open DSQ and relink Episodes and Data as needed

Modified File List

File Name	Version	Modified from last release
DSQ.mdb	12.01	Yes
DSQ Data.mde	8.01	Yes
DSQ Episodes.mde	4.02	No.

Version 13.00

This updates DSQ as follows:

1. Updates Diseases and Procedures to ICD10-AM-11
2. Updates HCP bases extracts to reflect ICD10 vesion
3. Fixes bug in HCP based extracts that could leave errant blanks in the diagnosis fields.

Installation.

1. Make backups of **everything**.
2. Replace DSQ Data.mde with the new version (9.00).
3. Replace DSQ.mde with the new version (13.00).
4. Open DSQ and relink Episodes and Data as needed

Modified File List

File Name	Version	Modified from last release
DSQ.mdb	13.00	Yes
DSQ Data.mde	9.00	Yes
DSQ Episodes.mde	4.02	No.

Version 13.01

This updates DSQ as follows:

1. Updates text in section 4 of Same Day Certificate for 2019 legislation.

Installation.

1. Make backups of **everything**.
2. Replace DSQ.mde with the new version (13.01).
3. Open DSQ and relink Episodes and Data as needed

Modified File List

File Name	Version	Modified from last release
DSQ.mdb	13.01	Yes
DSQ Data.mde	9.00	No
DSQ Episodes.mde	4.02	No.

Version 13.02

This updates DSQ as follows:

1. Updates text in section 4 of Same Day Certificate for 2019 legislation.
2. 3M CGS version 2019.1 fully supported
3. 3M CGS version 2019.2 maybe supported
4. AR DRG v10 grouping may be supported

Installation.

1. Make backups of **everything**.
2. Replace DSQ.mde with the new version (13.02).
3. Open DSQ and relink Episodes and Data as needed

Notes.

The DRG version dropdown in the Procedures tab has 10.0 in anticipation of 3M releasing version 2019.2 of CGS. Its should work with DSQ but this is unverified. The Grouper Interface will throw an error if 10.0 is selected with 2019.1 in Settings and for good reason, 2019.1 will not respond and the interface will be left hanging until it times out.

When 2019.2 does become available users must update the grouper version in Settings to reflect this. It's important they enter only 2019.2 i.e. major and minor version numbers, they must not include the build number.

Modified File List

File Name	Version	Modified from last release
DSQ.mdb	13.02	Yes
DSQ Data.mde	9.00	No
DSQ Episodes.mde	4.02	No.

Version 13.03

This updates DSQ as follows:

1. Fixes a bug causing DRG Version to be incorrectly reported as 10.0 ("AO") regardless of the value in the episode record.in HCP based extracts. HCP based extracts are HCP, GHCP and PHDB.
2. Revised the description of fund code MBP to reflect its obsolete status. Users should select "MPL" to avoid confusion.

Installation.

1. Make backups of **everything**.
2. Replace DSQ.mdb with the new version (13.03).
3. Replace DSQ Data.mde with new version (9.01).
4. Open DSQ and relink Episodes and Data as needed

Notes.

Modified File List

File Name	Version	Modified from last release
DSQ.mdb	13.03	Yes
DSQ Data.mde	9.01	No
DSQ Episodes.mde	4.02	No.

Version 13.04

This updates DSQ as follows:

1. Adds DOB (Date Of Birth) as a term in the Find dialog box.
2. Implemented facility to export Header Only extracts for all HCP and QldH.

Installation.

1. Make backups of **everything**.
2. Replace DSQ.mde with the new version (13.04).
3. Open DSQ and relink Episodes and Data as needed

Notes.

Modified File List

File Name	Version	Modified from last release
DSQ.mdb	13.04	Yes
DSQ Data.mde	9.01	No
DSQ Episodes.mde	4.02	No.

Version 13.04.04

Features.

This updates DSQ as follows:

1. Adds revised descriptions for diagnosis codes U07.0, U07.1, U07.2 related to COVID-19.

Installation.

1. Make backups of **everything**.
2. Replace DSQ Data.mde with new file
3. Start DSQ and under Advanced click About. Check that Data tables version shows 9.02

Notes.

This update is optional as all COVID-19 codes are already in the data table. The update only updates their description.

Modified File List

File Name	Version	Modified from last release
DSQ.mdb	13.04	No
DSQ Data.mde	9.02	Yes
DSQ Episodes.mde	4.02	No.

Version 13.05

Features.

This updates DSQ as follows:

1. Adds revised descriptions for diagnosis codes U07.0, U07.1, U07.2 related to COVID-19.
2. New mode of separation codes for QHAPD
3. New Care Type codes for HCP
4. Removes Arrived Facility and Departed Facility fields
5. Adds field to record Appointment Time
6. HCP extracts for separations after 1st July 2020 will be in HCP version 11 format

Installation.

1. Make backups of **everything**.
2. Replace DSQ Data.mde and DSQ.mdb with new files.
3. Start DSQ and under Advanced Relink Episodes and Data
4. Under Advanced click About. Check that Data tables version shows 9.03

Modified File List

File Name	Version	Modified from last release
DSQ.mdb	13.05	Yes
DSQ Data.mde	9.03	Yes
DSQ Episodes.mde	4.02	No.

Version 13.07

Features.

This updates DSQ as follows:

1. Addresses an issue with the justification of DRGVer in HCP extracts.
2. Minor enhancements to HC21 forms

Installation.

1. Make backups of **everything**.
2. Replace DSQ.mdb with new file.
3. Start DSQ and under Advanced Relink Episodes.
4. Under Advanced click About. Check that Data tables version shows 9.04

Modified File List

File Name	Version	Modified from last release
DSQ.mdb	13.07	Yes
DSQ Data.mde	9.04	No
DSQ Episodes.mde	4.03	No – Affects new installs only

Version 13.08

Features.

This updates DSQ as follows:

1. Addresses an issue with the HC21 forms i.e. Complete, LHS and RHS.

Installation.

1. Make backups of **everything**.
2. Replace DSQ.mdb with new file.
3. Start DSQ and under Advanced Relink Episodes.
4. Under Advanced click About. Check that Data tables version shows 9.04

Modified File List

File Name	Version	Modified from last release
DSQ.mdb	13.08	Yes
DSQ Data.mde	9.04	No
DSQ Episodes.mde	4.03	No – Affects new installs only

Version 13.09

Features.

This updates DSQ as follows:

1. Handles maximum length MBS Item Numbers
2. Referring Doctors are now stored in separate table. Facility to edit Referring Doctors data added under Advanced>Edit Datasets. This facility is most likely not needed in Queensland as only NSW appears to require all referring doctors' details to be recorded. Added primarily to bring code into line with NSW.
3. Cleaner interface with BC, less blinking of the Episodes form.

Installation.

1. Make backups of **everything**.
2. Transfer data in the existing DSQ Episodes.mde file to the new version.
 - i. Rename the existing DSQ Episodes.mde file to Old DSQ Episodes.mde
 - ii. Copy the DSQ Updater.mdb file to the system.
 - iii. Run the Updater.
3. Copy the new DSQ.mdb file to the system replacing the previous version.
4. Relink and check all data is still present. Give some attention to data in the Settings of DSQ.

Notes.

Please see sample Settings table below as a reference for the setup of the settings table with changes to the names of some of the setting parameters.

Modified File List

File Name	Version	Modified from last release
DSQ.mdb	13.09	Yes
DSQ Data.mde	9.05	No
DSQ Episodes.mde	4.05	Yes
DSQ Updater	9-01	Yes

Notes

Please refer to the copy of the settings table on the following page.

Note carefully that some of the parameter names have been changed for consistency. Check that the correct parameter names are in the Settings table.

Settings		
Prop	Setting	Comments
ADMITTINGUNIT		Admission Unit
ADMITTINGWARD		Admission Ward
AutoAdmitDT	0	
CONTRACTS		List of funds with whom you have contracts
def_AccommCode	2	Default Accommodation Code
Def_AtendingDoctor		Default Attending Doctor
def_ChargeableStatus	2	1 = Standard, 2 = Private share, 3 = Private single
def_FundingSource	02	Default value for funding source
def_SameDayBand	1A	Default Value for Same Day Band in Claims
DisCancer	N	Disable cancer notification warning Y or N
DRGVersion	9.0	Default value for DRG Version
DVADefAdminType	1	Default DVA admission Type
EXPORTDIR	C:\DSQ\Exports	Initial data export directory
FACNUMBER		Hospital Facility Number
grpDATAPATH	C:\hosp data\	Grouper data path
GRPDIR	C:\ProgramData\3mhis\cgs\	Grouper directory, leave blank if no grouper
GRPVersion	2020.2.4	Version of the 3M Grouper
HOSPADDR1		First line of hospital address
HOSPADDR2		Second line of hospital address
HospContact		Hospital Contact Person
HOSPNAME		Hospital name
HospPhone		Hospital Phone Number
HOSPTYPE	3	1=Public, 2=Private, 3=Private day facility, 4=Public day facility, 9=Other
MultiSelect	N	Set to "Y" to use select from all episodes when updating fees
Overnight	N	Set to "Y" if hospital has overnight stay patients
PROVIDER		Hospital provider number
RESUBMIT	N	For HCP transmissions: is this data being resubmitted? Y or N
SEAP	N	Set to "Y" for electronic submission to QHAPD
TESTFLAG	P	For HCP transmissions: T=Test data, P=Production data
TEXTVIEWER	notepad.exe	Editor for viewing grouper reports
UNITCODE	DAY	Standard Unit Code

Version 13.10

Features.

This updates DSQ as follows:

1. Corrects an issue with patients transferred to another hospital and the discharge code reported in HCP extracts.
2. The user input field for SLA on the Demographics page has been locked as this data is now

Installation.

1. Make backups of **everything**.
2. Replace the DSQ Data.mde file with the one supplied. Depending on system configuration it may be necessary to replace this file in several places
3. Replace the DSQ.mfb file with the one supplied
4. Relink and check all data is still present. Give some attention to data in the Settings of DSQ.

Modified File List

File Name	Version	Modified from last release
DSQ.mdb	13.10	Yes
DSQ Data.mde	9.06	No
DSQ Episodes.mde	4.07	Yes - New installs only
DSQ Updater	N.A.	

Notes

Please refer to the copy of the settings table on the following page.

Note carefully that some of the parameter names have been changed for consistency. Check that the correct parameter names are in the Settings table.

Version 14.01

Features.

This updates DSQ as follows:

1. Updates ICD19-AH diseases and procedure tables to version 12 reported in HCP extracts.
2. Updates all HCP based extracts to reflect those changes for extracts after 30-06-22
3. A new version of DSQ Episodes with an updated table of AHSA funds in it. This is in order that new installs have an up to date list of funds. This is a user maintained so existing site should be up to date. A current list is on the AHSA website.

Installation.

1. Make backups of **everything**.
2. Replace the DSQ Data.mde file with the one supplied. Depending on system configuration it may be necessary to replace this file in several places
3. Replace the DSQ.mdb file with the one supplied
4. Relink and check all data is still present.

Modified File List

File Name	Version	Modified from last release
DSQ.mdb	14.01	Yes
DSQ Data.mde	10.01	Yes
DSQ Episodes.mde	4.08	Yes - New installs only
DSQ Updater	N.A.	

Notes